

Make sure your daughter is following the correct addition steps:

- 1.Circle the bigger number, and put it in your mind.**
- 2.Put the smaller number on your fingers.**
- 3.Count after the number in your mind (the bigger one).**
- 4.Bend finger by finger while counting.**

Ramses College for Girls

KG Department

$5 + 3 = \underline{\quad}$

$4 + 4 = \underline{\quad}$

$7 + 1 = \underline{\quad}$

$2 + 8 = \underline{\quad}$

$6 + 4 = \underline{\quad}$

Ramses College for Girls

KG Department

$2 + 6 = \underline{\quad}$

$3 + 3 = \underline{\quad}$

$7 + 2 = \underline{\quad}$

$2 + 3 = \underline{\quad}$

$8 + 1 = \underline{\quad}$

Ramses College for Girls

KG Department

$6 + 3 = \underline{\quad}$

$5 + 4 = \underline{\quad}$

$7 + 2 = \underline{\quad}$

$3 + 3 = \underline{\quad}$

$8 + 1 = \underline{\quad}$

Ramses College for Girls

KG Department

$1 + 5 = \underline{\quad}$

$6 + 4 = \underline{\quad}$

$2 + 2 = \underline{\quad}$

$3 + 2 = \underline{\quad}$

$7 + 3 = \underline{\quad}$

Ramses College for Girls

KG Department

$7 + 2 = \underline{\quad}$

$6 + 4 = \underline{\quad}$

$3 + 3 = \underline{\quad}$

$1 + 8 = \underline{\quad}$

$5 + 2 = \underline{\quad}$

Ramses College for Girls

KG Department

$5 + 5 = \underline{\quad}$

$1 + 9 = \underline{\quad}$

$4 + 3 = \underline{\quad}$

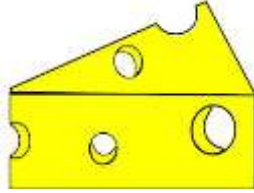
$3 + 7 = \underline{\quad}$

$1 + 4 = \underline{\quad}$

حرف (ج)



جِسْم



جُبْن



جَمَل

ج

ج

ج




نشاط منزلی حرف (ز)

ز

ز

ز

حرف (د)

 <p>دِيك</p>	 <p>دُب</p>	 <p>دَبوس</p>
<p>دِ</p> <hr/> <hr/> <hr/> <hr/> <hr/> <hr/> <hr/>	<p>دُ</p> <hr/> <hr/> <hr/> <hr/> <hr/> <hr/> <hr/>	<p>دَ</p> <hr/> <hr/> <hr/> <hr/> <hr/> <hr/> <hr/>



خبز



غزالة



زرافة

ز

ز

ز

KG I

English :

Connect Plus book: P . 21→29

Activity book : P. 14→27

Discover book : P.12,13,15,24

H.W 21,26

Math : Addition sheets

اللغة العربية : (ط) ص ٣١-٤٣ + ورق مراجعه

KG II

English :

Phonics : All unit 3

W.B . All unit 3

Connect Plus book : P. 28→37

Activity book : H.w All Unit 6

Discover : P.24,25,31,32

H.W 27

Math : Sheets

اللغة العربية : ص ٢٥ الي ٦٢ +

ملحوظه ١ : رجاء مشاهدة الفيديو الخاص بقصه وليد ص ٣٨
- ص ٣٩

ملحوظه ٢ : أجابه الانشطه الخاصه بحروف (الكاف - الياء
- الهاء) بالكتاب المدرسي سوف ترسل اجابتها علي جروب
الفصل (واتس اب)

ملحوظه ٣ : ستيم شرح انا و نحن

Powerpoint